



LINCOLN
ELECTRIC

LINCOLN
ELECTRIC

CA30-111120PL-01

CUTTING SOLUTIONS

LINCOLN ELECTRIC CUTTING SOLUTIONS

CUTTING

Why choose Lincoln Electric
Cutting Solutions?

SOLUTIONS

The Lincoln Electric Company

For 125 years, Lincoln Electric has been the world leader in the design, development and manufacture of arc welding products, automated joining, assembly and cutting systems, plasma and oxy-fuel cutting and has a leading global position in brazing and soldering alloys.

INNOVATION

With a long history of innovation in arc welding and cutting equipment, Lincoln Electric has been providing state-of-the-art products and comprehensive process solutions to our customers for more than a century.

CUSTOMER COMMITMENT AND SUPPORT

Lincoln Electric owes its position as an industry leader to an enduring combination of high-quality products, technical expertise and unwavering customer support. Whether you're welding, cutting, integrating an automated system into your existing operation or taking your existing automated system to a new level, we'll help you find a way to do it better and more cost-efficiently.

THE CUTTING INDUSTRY

Cutting Solutions to Meet the Most Demanding Requirements – Yours.

Lincoln Electric is no stranger to manufacturing. It's the arena in which we've maintained a leadership position for more than a century. Along the way, we've learned that leadership in manufacturing isn't just about welding technology. It's also about cutting technology, which is an integral process in virtually every industry: aerospace, automotive, machinery, mining, farming, construction, structural steel, oil, gas and more. No matter the application, no matter the material, no matter the shape, we have the systems and solutions that will enable you to make the cut.

OUR MANY DIMENSIONS, YOUR SINGLE SOURCE

At every step in our evolution, we've focused on building a portfolio of expertise that encompasses every cutting application within the fabrication and industrial manufacturing universe: plasma cutting and motion control, plate cutting, tube and pipe cutting, structural steel cutting and more.

MEETING EVERY CHALLENGE

What started with welding many decades ago has evolved into a range of applications and solutions that apply to virtually every segment of the manufacturing process, including cutting. That's why Lincoln Electric invests in application, engineering, automation and support centers around the world. Highly trained and experienced technologists, engineers and applications personnel are available to not only troubleshoot customer problems – but also develop new solutions based on customer challenges we encounter. In the end, this industry-leading technical support team has one focus: providing you with the best cutting solutions for your specific needs.




TOMAHAWK PLASMA CUTTERS

Tomahawk® handheld plasma cutters deliver fast cut speeds, optimal cut performance, and durability. From fine artwork to fabricating steel parts in a production setting, Tomahawk provides clean and fast cuts. Tomahawk plasma cutters have multiple options of input power to choose from for various cutting tasks. Numerous available consumables allow for a wide range of handheld applications. The continuous output control results in a superior cut with minimal dross. The Tomahawk plasma cutters are portable for you to use on any job site, with continuous precision cutting.



HARRIS

Harris makes it our business to know your business so that we can provide the right products for your processes. Our product application specialist can provide onsite evaluations and surveys of your current gas distribution system and work closely with you to provide turnkey solutions for your applications. We manufacture a full line of metal working products for automation including gas regulators for cylinders and pipelines, flowmeters for welding applications, manifolds and mixers for gas systems and machine cutting torches for automated cutting.




FLEXCUT PLASMA CUTTERS

Flexcut® mechanized plasma cutters set a new industry standard in both consumable life cycle and metal cutting speed. The FlexCut plasma cutter requires very little time and effort to get down to cutting. Simple controls with an easy setup deliver a consistent and reliable arc without relying on high-frequency start systems. The simple user interface provides a means to configure output pressure based on torch length. The completed cut is with minimal dross, helping to minimize the need for a secondary operation. With several different power options, there's a FlexCut model available to fit all your shop needs.



TORCHMATE 4400 SERIES

The Torchmate® product line of automated plasma cutting tables encompasses a broad scope of machines: from our entry-level CNC machines—the Torchmate 4400 to our industrial plasma cutting tables and everything in between with sizes available in 4'x4" (1.2mx1.2m), 4'x8' (1.2mx2.4m), 5'x10' (1.5mx3m). Our machines feature the FlexCut® series of plasma cutters explicitly designed to work with Torchmate machines, easy to use software, and come fully assembled. With up to 65% faster-cut speeds, improved cut quality, exceptional repeatability, and dramatically lower consumable costs, Torchmate tables have set new standards across the industry.



FINELINE HIGH DEFINITION PLASMA CUTTING SYSTEM

Lincoln Electric® advances cutting technology with the FineLine® High Definition Plasma Cutting System by delivering exceptional cut quality on mild steel, stainless steel, and aluminum. The combination of Magnum® PRO plasma torch, and consumables allow for more consistent cuts and a more optimal gas flow, resulting in reduced operating costs. The system was specifically designed to allow full user control from a single interface and allows the motion controller to rapidly change plasma current and gas pressures for better cut quality and longer consumable life. Full control of the system through a single HMI lets you control the output current, have full gas choice and pressure control, and cut speeds based on material selections. Whether the material at hand is a flat plate, structural beam, or pipe, the FineLine® High Definition Plasma Cutting System delivers excellent cut quality.



TORCHMATE 5100 SERIES

The Torchmate 5100 is our flagship industrial CNC plasma table. Designed and built to handle the rigors of continuous production runs with impressive repeatability and reliability. The machine's design enables it to operate with minimal maintenance and the highest reliability. The Torchmate 5100 is ideal for the high production environment and is fully compatible with our high definition plasma cutters. With 2 different table configurations and 4 different plasma power supply options to choose from, there is a Torchmate 5100 CNC table to suit everyone's needs.






VERNON TOOL MPM

The Vernon Tool® MPM® is a robust and proven pipe profiling solution that has been known to last 50+ years in the field. The MPM is a heavy-duty, industrial pipe profiling machine. Capable of handling up to 48" pipe, the MPM is a highly capable machine. 5 axis profiling is available and programming the cuts is simple and straightforward with the included software. Fit your business's layout with expandable machine beds and conveyor lengths. With many machines still operating well into their third and fourth decade of operation, the MPM is the leading machine in its class.



VERNON TOOL MASTERPIPE COMPACT PROFILER

The MASTERPIPE® Compact Profile is an economical CNC pipe cutting solution that comes in a compact footprint. It can handle pipes with outside diameters between 2-8" [50.8mm-203.2mm]. This machine is ideal for roll cage fabrication shops, handrail and fencing manufacturers, and many other small-to-medium-sized fabrication shops that are looking to increase the efficiency of profiling and cutting their pipes and tubes. The powerful combination of Lincoln Electric's ACCUMOVE® motion control technology and the Visual Machine Designer Software user-friendly interface makes pipe profiling technology easy to use. This two-axis CNC pipe cutting machine has a footprint of only two feet wide and can rapidly profile aluminum, stainless steel, and mild steel pipes with ease.





PRISM COMPACT

The Prism™ Welding Fume Extraction System is a reduced-footprint fan/filtration unit combination designed with robotic welding and plasma cutting systems in mind. The 4 bank vertically positioned filter configuration can provide extraction capacity for any automated system equipped with a hood or can connect easily to plasma cutting tables. The vertical positioning enhances the unit's effectiveness, high-energy pulses of compressed air released during the filter cleaning cycle. Unlike other competitive systems, the standard Variable Frequency Drive [VFD] helps your system operate efficiently, which lowers your overall energy cost. The Prism Compact is easily installed with your cutting system because it is shipped complete and utilizes Lincoln Smart Wire to connect to the cutting system.



PYTHONX STRUCTURAL

PythonX® STRUCTURAL is the leading all-in-one robotic plasma system in the world, trusted by more end-users with over 460 systems installed worldwide. The system takes in your drawing files and automatically processes beams, channels, angles, square and rectangular tubes, as well as plate, all on one machine. In addition, the machine produces bolt holes that are AISC and EN1090 compliant. Additional cutting capabilities include copes, slots, cutouts, cut to length, miter cuts, weld preps, and scribe part/layout marks, all done in one place, eliminating countless hours of material handling in between operations. Because everything is done on one machine, saving you valuable shop space, you'll be able to streamline your operations. PythonX STRUCTURAL allows you to automate structural steel fabrication operations in your plant, saving you time and money.





PYTHONX SPG

PythonX® SPG provides more than a beamline, it allows you to expand your business beyond structural cutting with optional pipe, grating and more diverse product range compared to traditional single-function machines. The space-saving design makes efficient use of shop space while improving material handling capabilities. Lincoln Electric makes it simple and easy to connect your PythonX SPG and PythonX PLATE with a standard operating system. Seamless cloud connectivity allows for real-time analytics to help improve operational efficiency. Save material by processing with our enhanced nesting capability. Many industries can benefit from this system, including Marine, Offshore, Structural Processing, Cutting Houses, OEM, Miscellaneous Metals, and Oil & Gas Infrastructure.



PYTHONX PLATE

PythonX® PLATE is a robust robotic plate cutting solution for a wide range of plate sizes. Its strengths include the sensible integration of standard plate-cutting methods, shop terminology, and reliance on standard controls. Lincoln Electric makes it simple and easy to connect your PythonX SPG and PythonX PLATE with a standard operating system. The key difference between a conventional plasma CNC cutting table and the PythonX PLATE are its ability to process structural profiles and other non-planar shapes. The Full Circle software makes inventory tracking, part detailing, production, efficiency, and quality control much less costly.



LINCOLN ELECTRIC CUTTING LOCATIONS



CLEVELAND AUTOMATION

22221 Saint Clair Avenue
Cleveland, OH · 44117 · U.S.A.

RENO

1170 Trademark Drive, Suite 101
Reno, NV · 89521 · U.S.A.

LADSON

4130 Carolina Commerce Parkway
Ladson, SC · 29456 · U.S.A.

CANADA AUTOMATION

939 Gana Court
Mississauga, ONT · L5S 1N9 · Canada

BURLINGTON AUTOMATION

63 Innovation Drive
Hamilton, ONT · L9H 7L8 · Canada

INVOATECH

101 Steve Fonyo Drive
Vankleek Hill, ONT · K0B 1R0 · Canada

MEXICO AUTOMATION

Carretera Agua Fria No. 1000 Parque
Industrial Hasna II
CP 66600 · Apodaca, NL

GERMANY

ZNL der Lincoln Smitweld B.V., Nijmegen,
Werkstrasse 5, 64732
Bad Koenig, Germany

OERLIKON SCHWEISSTECHNIK GMBH

Industriestraße 12
Eisenberg · 67304
Germany

CHINA

No 195, Lane 5008 Hu Tai Road
Baoshan Shanghai
PR CHINA

BRAZIL

Estrada General Motors, 852
Condominio Caldeira · Indaiatuba, SP
Brazil CEP · 1334-500

FRANCE S.A.S.

AVENUE FRANKLIN ROOSEVELT
LE GRAND QUEVILLY · 76120
France

The operation of welding fume control equipment is affected by various factors including proper use and positioning of the equipment, maintenance of the equipment and the specific welding procedure and application involved. Worker exposure level should be checked upon installation and periodically thereafter to be certain it is within applicable OSHA PEL and ACGIH TLV limits

CUSTOMER ASSISTANCE POLICY

The business of Lincoln Electric is manufacturing and selling high quality welding equipment, automated welding systems, consumables, cutting equipment, and [educational products?]. Our challenge is to meet the needs of our customers, who are experts in their fields, and to exceed their expectations. On occasion, purchasers may ask Lincoln Electric for information or technical information about their use of our products. Our employees respond to inquiries to the best of their ability based on information and specifications provided to them by the customers and the knowledge they may have concerning the application. Our employees, however, are not in a position to verify the information provided or to evaluate the engineering requirements for the particular weldment, or to provide engineering advice in relation to a specific situation. Accordingly, Lincoln Electric does not warrant or guarantee or assume any liability with respect to such information or communications. Moreover, the provision of such information or technical information does not create, expand, or alter any warranty on our products. Any express or implied warranty that might arise from the information or technical information, including any implied warranty of merchantability or any warranty of fitness for any customers' particular purpose or any other equivalent or similar warranty is specifically disclaimed.

Lincoln Electric is a responsive manufacturer, but the definition of specifications, and the selection and use of specific products sold by Lincoln Electric is solely within the control of, and remains the sole responsibility of the customer. Many variables beyond the control of Lincoln Electric affect the results obtained in applying these types of fabrication methods and service requirements. Subject to Change – This information is accurate to the best of our knowledge at the time of printing. Please refer to www.lincolnelectric.com for any updated information.

CA30-11120PL-00

The Lincoln Electric Company

22801 St. Clair Avenue
Cleveland, OH 44117-1199 U.S.A.

www.lincolnelectriccutting.com

LINCOLN
ELECTRIC